

Does our concept fit yours?

If you have any questions or would like to arrange a personal appointment on site, please get in touch by phone at +49 69 360095-100 or by email at info@gateway-gardens.de.

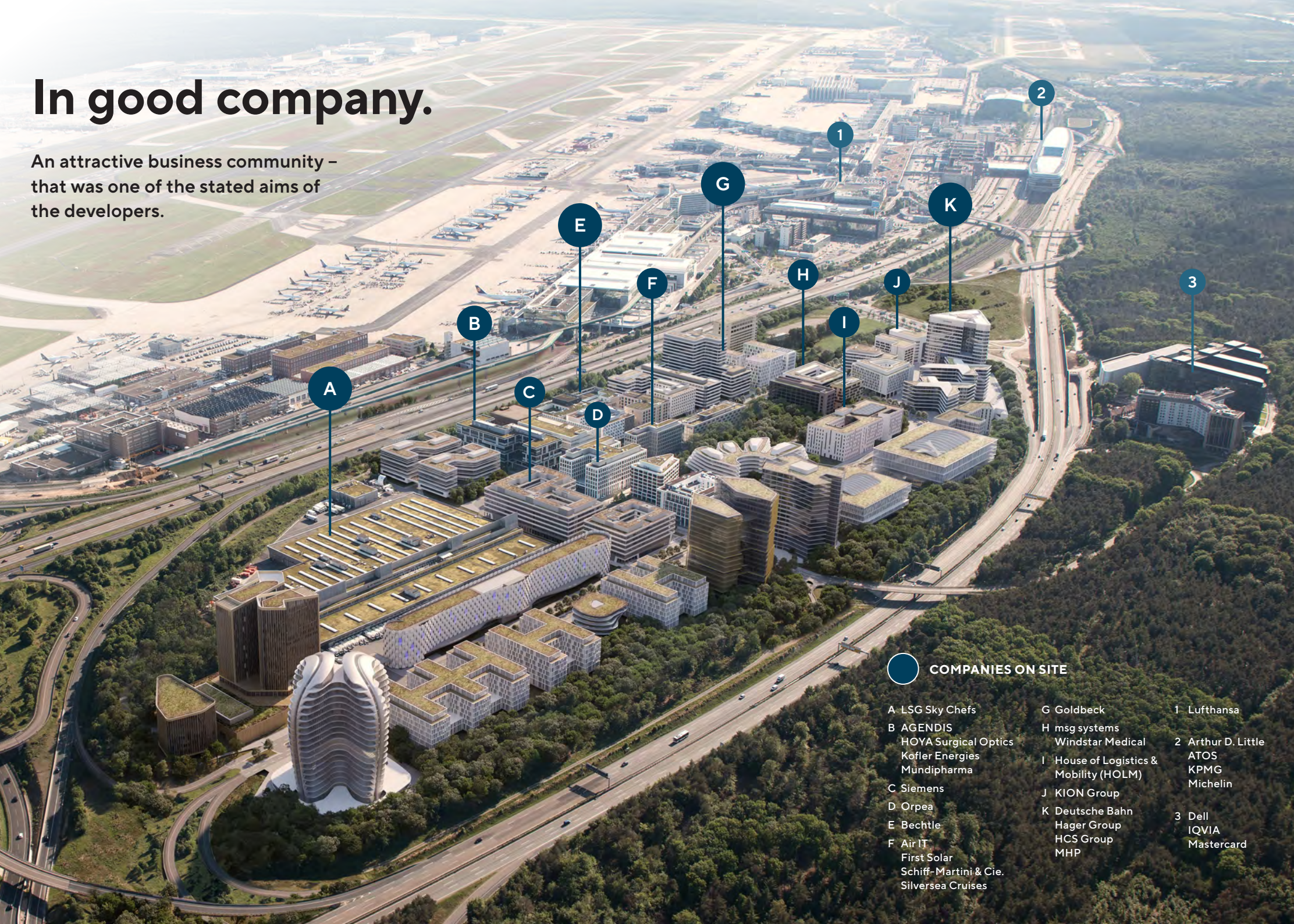
www.gateway-gardens.de
FrankfurtGatewayGardens

Gateway Gardens is a joint project of:
Fraport, Groß & Partner, OFB Projektentwicklung and the city of Frankfurt

The information provided here does not constitute a contractual offer.
No liability is assumed for the correctness and completeness.
Subject to change without notice. Status February 2021

In good company.

An attractive business community – that was one of the stated aims of the developers.



COMPANIES ON SITE

- | | | |
|-----------------------|--|--------------------|
| A LSG Sky Chefs | G Goldbeck | 1 Lufthansa |
| B AGENDIS | H msg systems | 2 Arthur D. Little |
| HOYA Surgical Optics | Windstar Medical | ATOS |
| Kofler Energies | I House of Logistics & Mobility (HOLM) | KPMG |
| Mundipharma | J KION Group | Michelin |
| C Siemens | K Deutsche Bahn | |
| D Orpea | Hager Group | |
| E Bechtle | HCS Group | |
| F Air IT | MHP | |
| First Solar | | |
| Schiff-Martini & Cie. | | |
| Silversea Cruises | | |

In a nutshell: This is Gateway Gardens.



A3/A5/B43 in direct proximity
with dedicated highway ramps



A more scenic commute
Bike through the city forest to the office



OWN TRAIN STATION (S8 / S9)
1 minute to Airport,
10 minutes to Central Station



Easy parking:
Plenty of spaces in the quarter parking garage



Dedicated bus station
Take the bus to the terminals or the surrounding region

ICE high-speed train station
(at the airport)
175 connections per day


Regional station
266 regional and express trains per day



Work-life balance
Right next to the city forest, with lots of sport options



Park
At the heart of the quarter: a 2.2-hectare park with beautiful old trees



35 ha AREA
Supplemented by avenues, an oak forest in the east and a planned ring forest
≥ 100 soccer fields



15x

CAFÉS & RESTAURANTS
5 restaurants, 2 public canteens, 4 cafés/bistros, 1 snack bar, 3 bars
following completion, this will rise to as many as 27



Hotels in the Area
Hotels with over 2,200 rooms.
Following completion: with over 2,900 rooms



Shopping
Rewe supermarket, bakery, BestSecret fashion store, Luggage Gallery @Koffer.de
following completion: up to 10 stores



Bilingual day care center for children
A supplementary kindergarten is planned



Community
5,000 people work in Gateway Gardens
Following completion, the number will be as high as 25,000.



30 COMPANIES
are currently based in Gateway Gardens (over 60 if you include representative offices)



Space to evolve
The gross area following completion will be approx. 800,000 m²



WIFI in the park
Outside working made easy



What's next?
Plans for the near future: Gym, medical practices

306

DESTINATIONS IN 98 COUNTRIES

All terminals can be reached on foot or by public transport



Airport City
Over 200 stores and amenities, open 7 days a week, including on public holidays / Over 70 cafés and restaurants of all kinds / Airport clinic and pharmacies



Airport City Card
Available for all companies based in Gateway Gardens / Up to 50% off in restaurants, fashion and drug stores, perfume stores and car rental services



ELECTRIC CHARGING STATIONS

Quick-charging stations for electric vehicles with 4 charging stations at the west entrance and 65 in the quarter parking garage



Planned:
expansion of e-mobility options: e-bikes, e-cars, e-scooters



Gateway Gardens

Nice to meet you.

Enjoy the green surroundings.
Your location at Frankfurt Airport.

Everything a modern location needs. And a little more besides.

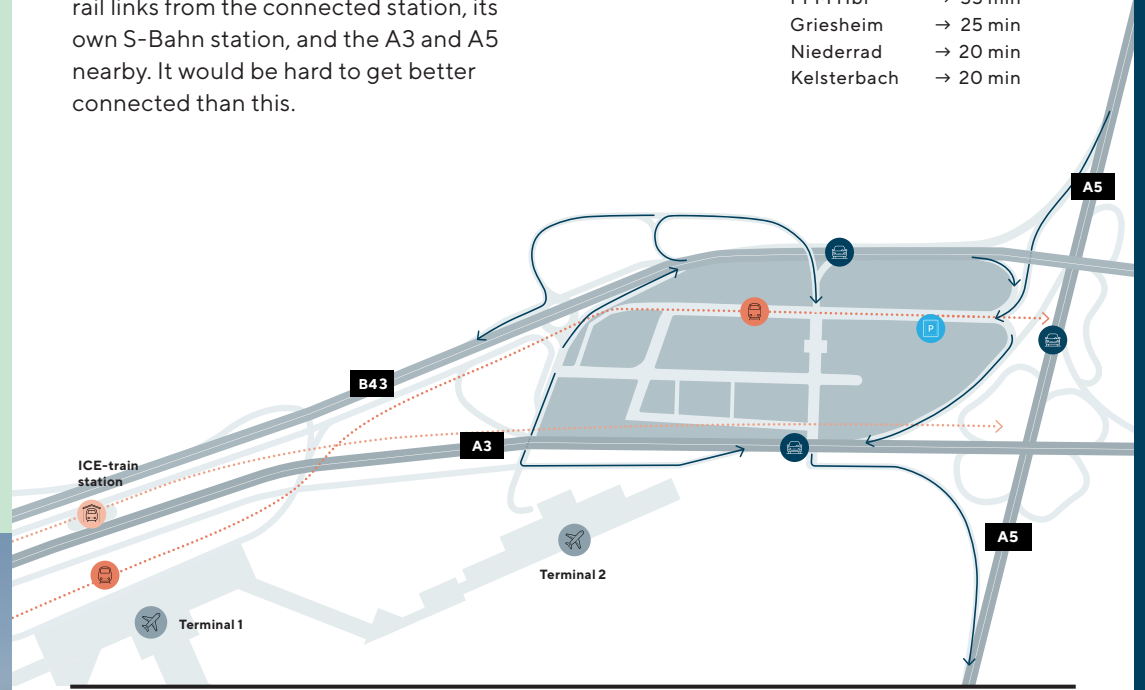
We believe the quality of an environment affects people's well-being – and the way they work. This is why we have created a location that combines various benefits in one holistic concept. Gateway Gardens actively puts people and their needs at the heart of its philosophy.



Gateway Gardens, one of the best-connected locations in Europe.

Germany's largest aviation hub on its doorstep with regional and long-distance rail links from the connected station, its own S-Bahn station, and the A3 and A5 nearby. It would be hard to get better connected than this.

- S-BAHN (S8/S9)
 - Terminal 1 → 2 min
 - FFM Hbf → 10 min
 - Wiesbaden → 37 min
 - Niederrad → 6 min
- DISTANCE BY CAR
 - FFM Hbf → 15 min
 - Wiesbaden → 25 min
 - Mainz → 30 min
 - Hanau → 25 min
 - Bad Homburg → 20 min
- DISTANCE BY BIKE
 - FFM Hbf → 35 min
 - Griesheim → 25 min
 - Niederrad → 20 min
 - Kelsterbach → 20 min



Who is Gateway Gardens particularly suitable for?

- International companies
- Corporate headquarters
- Companies requiring a lot of travel
- Educational and research institutes
- Network-oriented companies
- Airport-related businesses
- Medical institutions
- Retail, catering, leisure

Area	Plot ca.	FAR	GBA ca.
1.5	3,306 m²	4.0	13,224 m²
1.6	3,140 m²	4.0	12,560 m²
1.7	1,184 m²	2.0	2,366 m²
2 west	7,213 m²	4.5	32,459 m²
2 east	6,254 m²	4.5	28,143 m²
3	5,256 m²	4.0	21,024 m²
4	5,638 m²	4.0	22,552 m²
5 west	5,353 m²	4.5	24,089 m²
5 east	9,852 m²	4.5	44,334 m²
6	7,811 m²	4.5	35,150 m²
7 east	2,030 m²	4.5	9,135 m²
19 north	2,848 m²	4.0	11,392 m²
19 south	2,848 m²	4.0	11,392 m²

All data without warranty

